

DOW 27,071.42 -19.30 (-0.07%) NASDAQ 8,276.85 -49.13 (-0.59%) S&P500 3,036.89 -2.53 (-0.08%) US Markets Closed

Accounts Trading Research Stock Plan

Symbol Customer Service Log Off Keywords

US Markets News Stocks Options ETFs Futures Bonds & CDs Thematic Investing Knowledge

ARNA Analyst Research [Symbol lookup](#) [Recent Quotes](#) [Portfolios](#)

October 30, 2019 6:16 AM ET

NASDAQ
ARNA ARENA PHARMACEUTICALS INC COM
NEW

Healthcare: [Biotechnology & Medical Research](#)

Buy Sell

Snapshot Charts News Options **Analyst Research** Fundamentals Earnings Insider Activity

Last Price	Today's Change	Bid x Size	Ask x Size	Day's Range	Volume
\$49.42	0.000 (0.00%)	9.22 x500	0.000 x0	---	0

NASDAQ Delayed Quote Last Trade as of 4:00 PM ET 10/29/19 [Get real-time quotes](#)

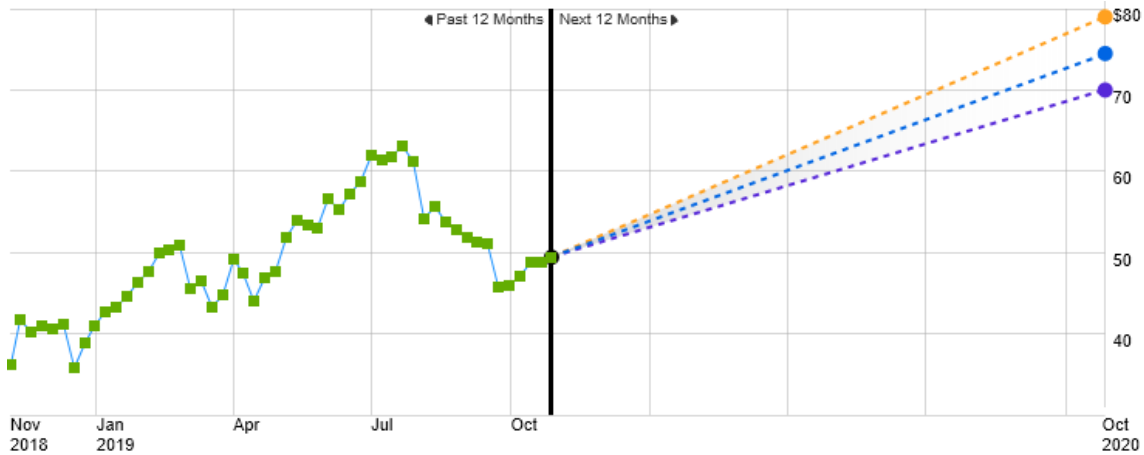
Analyst Price Targets

Powered by TipRanks

• **Avg. Price Target**
\$74.50
 50.75% Upside

- **High \$79.00**
59.85% Upside
- **Low \$70.00**
41.64% Upside

In the last 3 months, **2 ranked analysts** set 12-month price targets for **ARNA**. The average price target among the analysts is **\$74.50**. Analysts compare their price target to the current market price of the stock to determine how much potential upside or downside movement there could be in the stock price.



Analyst Consensus Rating

Each point on the left side of the chart above represents a historical week in time and shows the analyst consensus rating for that week. Click on each point for more information.

Buy Hold Sell

▲ Hide Individual Analysts

Sort By

Price Target for ARNA Analyst Average Return for ARNA Analyst Success Rate for ARNA Article


Kennen MacKay
 RBC Capital
Buy
 08/07/19
\$79.00
3.00%
50%
 ★★★★★
[Read Article](#)


Alethia Young Cantor Fitzgerald
Buy
 05/08/19
\$62.00
3.50%
33%
 ★★★★★
[Read Article](#)


Alan Carr Needham
Buy
 09/03/19
\$70.00
5.80%
57%
 ★★☆☆☆
[Read Article](#)


< Page 1 of 1 >



Average Returns and Success Rates are calculated by TipRanks.


Powered by TipRanks

Consensus


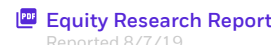
[Provider Methodologies](#)



 Strong Sell Moderate Sell Hold **Moderate Buy** Strong Buy
 2 analysts included in the consensus. The consensus is moderate buy.



 Sell **Hold** Buy
 % change since rating change: **-19.31%**

SmartConsensus
 Reported 10/30/2019
 1 year track record
 Good: **66%**


 Sell Underperform Hold **Buy** Strong Buy
 0 0 1 6 3
 Number of analysts included in the consensus
 10 Wall Street analysts included in the consensus. The average consensus recommendation is 1.80

Fundamental


 Underperform Neutral **Outperform**

Equity Research Report
 Reported 8/7/19
[View additional Credit Suisse reports for ARNA](#)


 There is no Thomson Reuters report available.


 There is no Morningstar report available.

Technical

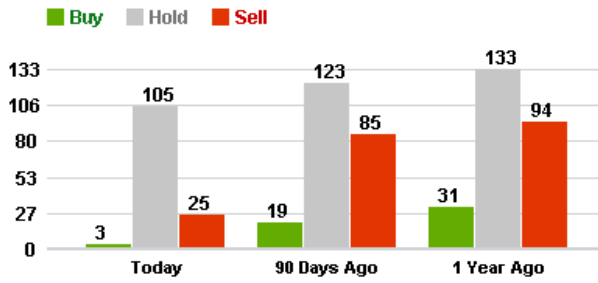

 Avoid **Neutral** Long
 % change since rating change: **+1.08%**

Second Opinion Weekly
 Reported 10/25/19
 1 year track record
 Fair: **50%**

SmartConsensus Peer Ratings Detail

Industry: Biotechnology & Medical Research

Performance	3 Months	1 Year
Performance of S&P 500	2.82%	13.21%
Performance of ARNA	-20.75%	43.33%



Buy Ratings: 3

Symbol	Company	Rating Chg Date	Last Price	% Chg in Price Since Rating Chg
VRTX	Vertex Pharmaceuticals Inc Com	10/27/19	197.89	1.75%
PRAH	Pra Health Sciences Inc Com	10/25/19	99.44	1.46%

Hold Ratings: 105

Sell Ratings: 25

All quotes are delayed by at least 15 minutes

Performance of Industry Index	76.15%	255.26%
% Return if held ARNA when SmartConsensus had Hold or Buy rating	-22.43%	31.21%

SmartConsensus

The percent return shown above illustrates a hypothetical return had you bought ARNA when the SmartConsensus indicated a 'Buy,' held during a 'Hold,' and sold when the SmartConsensus indicated a 'Sell' during a 3 month vs. 1 year time frame.

[What is SmartConsensus?](#)

PLEASE READ THE IMPORTANT DISCLOSURES BELOW.

This content is being provided to you for informational purposes only. The content has been prepared by third parties not affiliated with E*TRADE Financial Corporation or any of its affiliates ("E*TRADE") and E*TRADE is not responsible for its content. This content and any information contained therein, does not constitute a recommendation by E*TRADE to buy, sell or hold any security, financial product or instrument referenced in the content. This information neither is, nor should be construed as an offer, or a solicitation of an offer, to buy or sell securities by E*TRADE. E*TRADE does not offer or provide any opinion regarding the nature, potential, value, suitability or profitability of any particular investment or investment strategy, and you shall be fully responsible for any investment decisions you make, and such decisions will be based solely on your evaluation of your financial circumstances, investment objectives, risk tolerance, and liquidity needs. E*TRADE is not affiliated with Credit Suisse, Morningstar, Thomson Reuters, Market Edge, Trefis, TipRanks, or SmartConsensus by ResearchTeam™, a product of Markit On Demand.

Unless stated otherwise, the web content provided by the E*TRADE family of companies is for educational purposes only. The information and tools provided neither are, nor should be construed, as an offer, or a solicitation of an offer, to buy or sell securities by E*TRADE Securities LLC or its affiliates. Unless stated otherwise, no information presented constitutes a recommendation by E*TRADE Securities LLC or its affiliates to buy, sell or hold any security, financial product or instrument discussed therein or to engage in any specific investment strategy.

E*TRADE may make available links to other, third party sites or electronic services providers. The material is also being provided to you for educational purposes only unless stated otherwise. The content has been written by a third party not affiliated with E*TRADE or any of its affiliates. E*TRADE and its affiliates are not responsible for the content and the content neither is, nor should be construed as, an offer, or a solicitation of an offer, to buy, sell, or hold any securities.

E*TRADE does not offer or provide any opinion regarding the nature, potential, value, suitability or profitability of any particular investment or investment strategy, and you shall be fully responsible for any investment decisions you make, and such decisions will be based solely on your evaluation of your financial circumstances, investment objectives, risk tolerance, and liquidity needs.

Quotes and other information supplied by independent providers identified on the E*TRADE [vendor disclosures](#) page

[Statement of Financial Condition](#) | [About Asset Protection](#) | [Customer/User Agreement](#) | [Privacy Statement](#) | [Business Continuity Plan](#) | [Online Security](#) | [Contact Us](#) | [About Us](#) | [About Our Ads](#)

Securities and futures products and services offered by E*TRADE Securities LLC, Member [FINRA](#) / [SIPC](#) / [NFA](#). Investment advisory services are offered through E*TRADE Capital Management, LLC, a Registered Investment Adviser. Banking products and services are offered by E*TRADE Bank, a Federal savings bank, Member FDIC, or its subsidiaries. E*TRADE Securities LLC, E*TRADE Capital Management, LLC and E*TRADE Bank are separated but affiliated companies.

System response and account access times may vary due to a variety of factors, including trading volumes, market conditions, system performance, and other factors.

© 2019 E*TRADE Financial Corporation. All rights reserved.